

CRIPTONITE GLOBAL SELECT

PIONEERING GROWTH IN DIGITAL ASSETS:
BLUE CHIP & EARLY-STAGE TOKEN INVESTMENTS



Asset Management SA

VISION

Achieve Long-Term Growth in a Transformative Market.

The Cryptonite Global Select AMC is the continuity of our Mid-Cap AMC.


We launched the Mid Cap in 2020 to focus on mid-market cap assets. This strategy involved a token selection and market timing approach.

During the bear market and the sharp decline in small alt coins, many Mid Cap investors sought a product with a stronger focus on a buy-and-hold strategy for the bull market phase, exiting only afterward. Others preferred to stick with mid caps (avoiding smaller ones) while continuing to apply a market-timing approach.

In response, we created **Global Select** by separating a group of investors starting in May 2024, gradually investing them in smaller caps.


The Global Select AMC is designed to achieve sustained capital growth by investing in two core areas:

- **Blue Chip Cryptocurrencies:** The top 60 cryptocurrencies by market capitalization, ensuring liquidity and stability.
- **Early-Stage Tokens:** Promising projects at their inception, often not yet listed on mainstream centralized exchanges, capturing outsized growth potential.



Asset Management SA

WHO'S BEHIND THIS PRODUCT?



Asset Management SA

Criptonite Asset Management, an authorized by **FINMA portfolio manager, based in Geneva since 2018** with extensive experience in the digital assets' management space.

Added
Value:

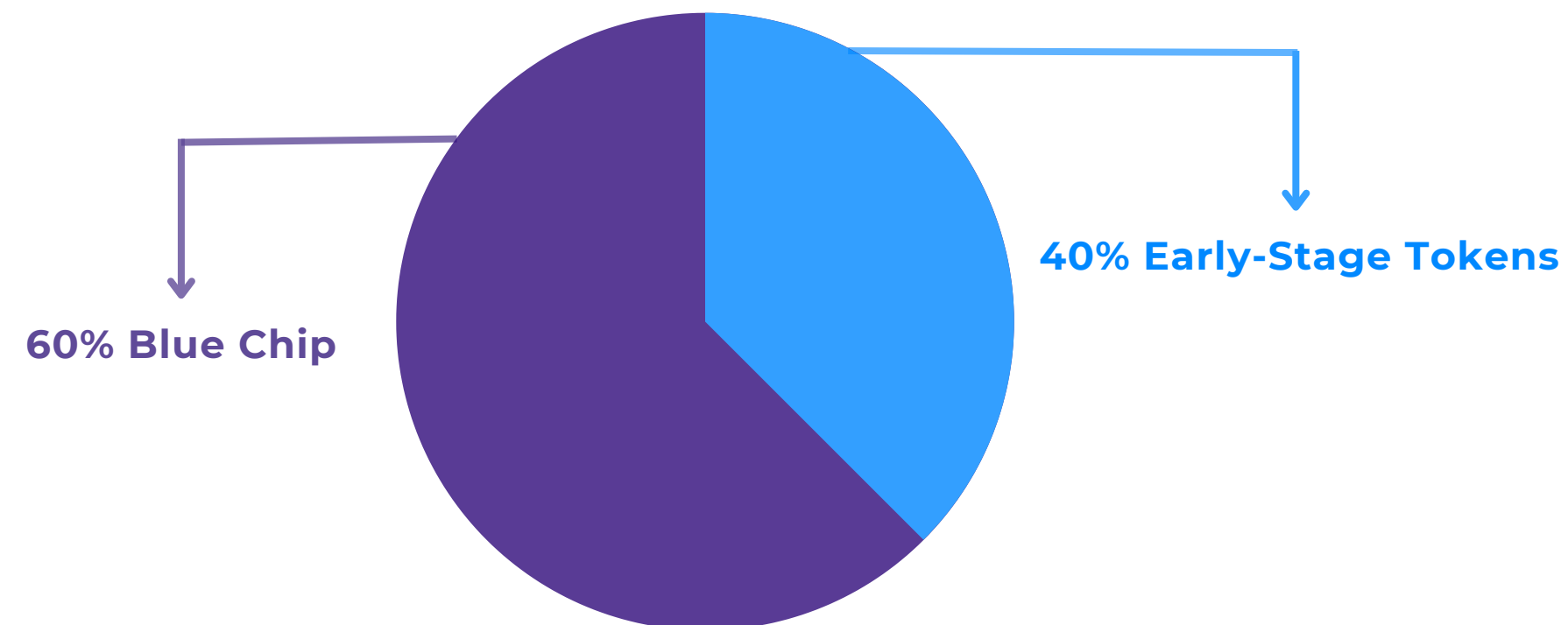
- Over **20 years** of combined experience in digital asset management.
- Only onboarded with **regulated** counterparties.
- Access to more than **10 exchanges** through a regulated custodian & exchange aggregator.

THE STRATEGY

Dual Approach for Balanced Growth

-
- **60% Blue Chip Cryptocurrencies:** Provides liquidity and reduced volatility, anchoring the portfolio.
 - **40% Early-Stage Tokens:** Targets significant growth through hand-picked projects from less-liquid markets.
 - **Buy & Hold:** A long-term perspective with no reliance on market timing.

Our Weekly investment committees allow us to build our investment selection. Following an **in-depth analysis**, our experts will hand-pick cryptocurrencies, at the **earliest possible point in time**, with the **highest potential** of becoming the next top crypto assets.



INVESTMENT PROCESS

01

IDENTIFICATION OF KEY TRENDS

In-depth **analysis** of **market sectors** and **verticals** within the Web3 ecosystem.
Definition of library of best names across all segments.

02

DUE DILIGENCE

Review of whitepapers, GitHub activity, and **engagement** with project leaders.

03

INVESTMENT MONITORING

Weekly reviews to ensure alignment with **market conditions** and **long-term goals**.

RISK MANAGEMENT

CAPITAL PRESERVATION

Stop-loss mechanisms to limit drawdowns.

PORTFOLIO REBALANCING

Ensures consistent risk exposure.

TRANSPARENCY

All investments onboarded through regulated counterparties.

WHY INVEST IN GLOBAL SELECT AMC?

➤ Regulated Structure

Built with trusted regulated partners, ensuring operational security.

➤ Liquidity Management

Investments in projects listed on liquid exchanges to ensure ease of entry and exit.

➤ Market Intelligence

Proprietary research and connections with industry leaders provide a unique edge.

THE OPPORTUNITY

➤ Capturing the Crypto Evolution

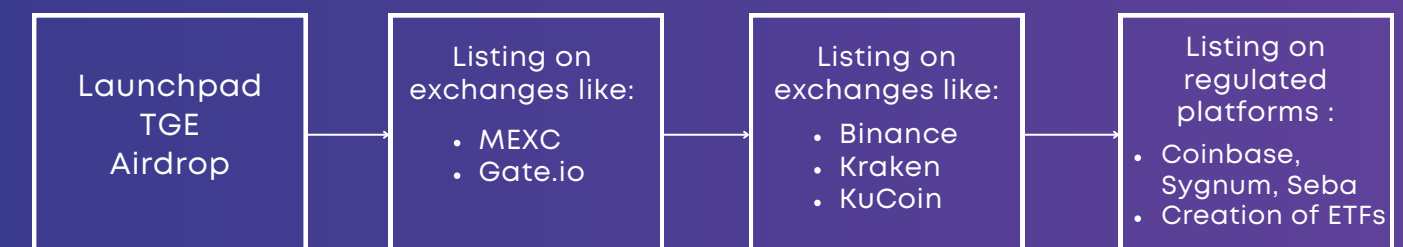
The digital asset market is undergoing a **transformation** similar to equities 30 years ago. Early-stage tokens offer **exponential growth** as they move from **smaller platforms** to **mainstream exchanges**, akin to **small caps evolving into large caps in traditional finance**.



= Research publications, institutional investors' awareness

Today in crypto, we see exactly the same:

- Key opinion leaders have replaced research
- Listing agents at exchanges offer listings



MONTHLY RETURNS SINCE INCEPTION (01.01.20)

	January	February	March	April	May	June	July	August	September	October	November	December	YTD	
2024	Mid Cap Global Select	-7.53%	23.23%	28.17%	-30.02%	-0.28%	-10.49%	-4.25%	-23.39%	4.65%	-17.63%	66.44%	-16.02%	-19.37%
	Bitcoin	0.60%	43.60%	16.80%	-14.80%	11.10%	-7.00%	3.00%	-8.60%	7.30%	11.00%	37.20%	-2.80%	122.11%
	CCI30*	-6.59%	34.79%	27.08%	-23.12%	12.51%	-10.97%	-0.82%	-13.01%	8.57%	1.04%	67.09%	-9.54%	76.27%
2023	Mid Cap	7.86%	4.81%	-13.04%	-2.88%	-4.26%	6.76%	-0.27%	-6.77%	1.78%	14.44%	11.41%	23.67%	45.61%
	Bitcoin	39.67%	0.02%	23.02%	2.79%	-6.96%	12.00%	-4.00%	-11.30%	3.90%	28.50%	8.81%	12.20%	155.49%
	CCI30	38.71%	-1.56%	7.46%	-0.71%	-5.96%	1.49%	2.53%	-13.62%	2.90%	16.50%	14.61%	21.89%	106.24%
2022	Mid Cap	-17.82%	-8.77%	11.52%	-19.52%	-16.32%	-17.50%	6.03%	-12.28%	-3.14%	-0.45%	-19.61%	-2.91%	-67.48%
	Bitcoin	-16.60%	12.10%	5.40%	-17.30%	-15.60%	-37.30%	16.80%	-13.90%	-3.10%	5.55%	-16.22%	-3.60%	-64.18%
	CCI30	-26.14%	7.35%	9.77%	-25.33%	-28.66%	-32.74%	28.55%	-10.88%	-2.53%	8.43%	-16.79%	-13.47%	-72.81%
2021	Mid Cap	96.11%	55.47%	79.00%	22.25%	-3.66%	-16.79%	-2.67%	22.33%	-3.33%	27.46%	-3.81%	-7.45%	598.53%
	Bitcoin	14.37%	36.41%	30.11%	-1.78%	-35.38%	-6.09%	18.63%	13.42%	-7.02%	39.90%	-7.20%	-18.80%	59.57%
	CCI30	36.30%	52.14%	36.32%	38.63%	-28.63%	-19.51%	4.15%	34.52%	-12.32%	25.94%	-3.28%	-15.92%	183.23%
2020	Mid Cap	5.36%	-6.14%	-1.79%	0.18%	12.21%	-3.28%	37.25%	31.95%	-14.89%	-21.34%	29.63%	1.67%	68.73%
	Bitcoin	29.91%	-8.62%	-24.94%	34.56%	9.57%	-3.38%	24.06%	2.74%	-7.46%	28.04%	42.77%	46.97%	302.24%
	CCI30	48.42%	-3.51%	-30.24%	33.69%	7.23%	-3.60%	32.82%	15.32%	14.35%	2.90%	46.29%	11.12%	304.45%

*The CCI30 is a rules-based index designed to objectively measure the overall growth, daily and long-term movement of the blockchain sector. It does so by tracking the 30 largest cryptocurrencies by market capitalization, excluding stablecoins.

For achieving its objectives, the CCI30 has been designed with 5 main characteristics: 1. diversified; 2. replicable; 3. transparent; 4. provides in-depth coverage of the entire sector; 5. presents the best risk-adjusted performance profile possible.

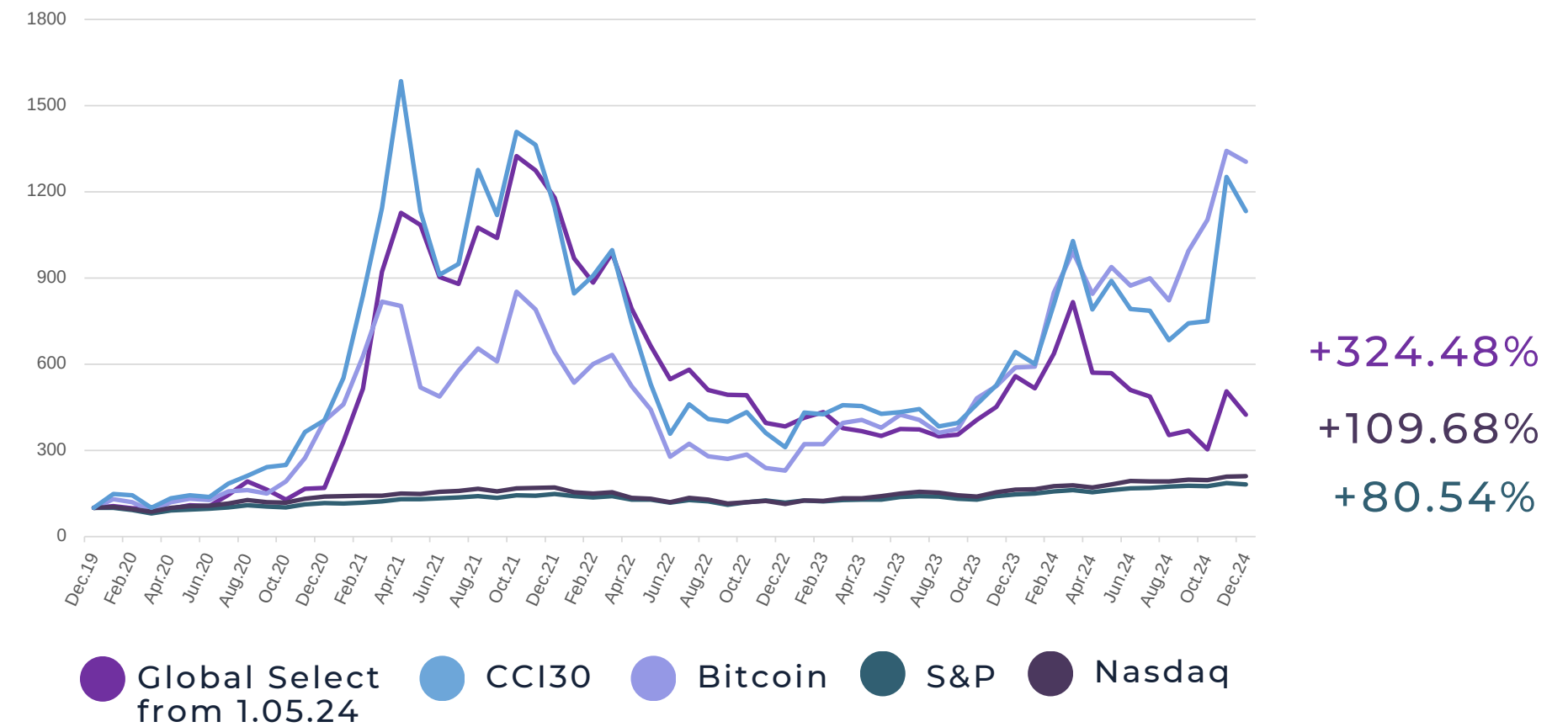
*The monthly performance represents the performance of our Pilote Certificate, net of fees. From May 12th 2021 to April 31st 2024, the performance represents the actual monthly return of the Mid-Cap certificate, net of fees. **From May 1st 2024, the performance represents the actual monthly return of the Global Select certificate, net of fees.**

Past Performance disclaimer: Past performance does not guarantee future results. No guarantee is given by the Actively Managed Certificate, the strategy Manager that the investment objective of the Certificate will be achieved. The investment return and principal value of an investment will fluctuate so that an investor's units, when redeemed, may be worth more or less than their original cost. The performance data does not take into account the commissions and costs incurred on the issue and redemption of units.

THE CRIPTONITE GLOBAL SELECT AMC

ISIN Number	CH1213604049
Structure	Actively Managed Certificate (in the form of Bearer Debenture Bonds) Issuer: Super Global (Luxembourg, Germany)
Minimum Investment	USD 100'000
Subscriptions / redemptions	Daily / Daily
Performance Fee Management Fee Hurdle Rate Custody Fee	20% 2% 5% 0.20%
Investment Manager	Criptonite Asset Management SA (CH) authorized by FINMA
Paying Agent	ISP Securities AG (CH)
Administrator	Super Global (Luxembourg, Germany)
Executing Broker	APLO (FR) AMF Regulated
Depository & Crypto Asset storage Provider	APLO (FR) AMF Regulated
Placement Type	Private placement for qualified investors only

Inception Date: 01.01.2020



Past Performance disclaimer: Past performance does not guarantee future results. No guarantee is given by the Actively Managed Certificate, the strategy Manager that the investment objective of the Certificate will be achieved. The investment return and principal value of an investment will fluctuate so that an investor's units, when redeemed, may be worth more or less than their original cost. The performance data does not take into account the commissions and costs incurred on the issue and redemption of units.

Diversify your portfolio with a trusted and innovative product that bridges blue chip stability and early-stage growth potential.

info@criptoniteam.com

www.criptoniteam.com



Follow us on Linked-In!



Asset Management SA

Disclaimer

Past performance does not guarantee future results. No guarantee is given by the Actively Managed Certificate, the strategy Manager that the investment objective of the Certificate will be achieved. The investment return and principal value of an investment will fluctuate so that an investor's units, when redeemed, may be worth more or less than their original cost. The performance data does not take into account the commissions and costs incurred on the issue and redemption of units.

This is an advertising document that only outlines certain features of the certificate and has been prepared by Criptonite Asset Management SA for informational purposes only for the sole use of the intended recipient. It does not seek to make any recommendation to buy or sell any particular security or investment (including units in the Certificate) or to adopt any specific investment strategy. Neither Criptonite Asset Management SA nor any of its affiliates, or their directors, officers or employees, accepts any liability for any loss arising from the use of the information in this document. Data herein should not be relied upon as such information is subject to change, without notice, at the discretion of Criptonite Asset Management SA at any time. Investors in crypto assets are subject to the risk of total loss of the amount invested. This document may only be provided to qualified investors.